

# Smart Buildings for a **Sustainable Future**

---

Integrated Systems



**Alux8**

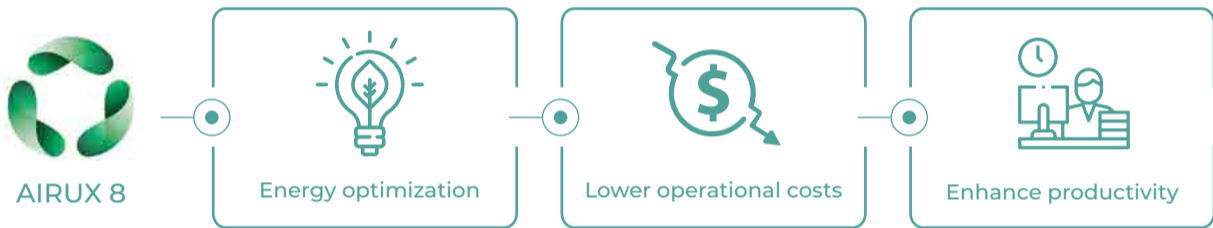
# Sustainable Buildings of Tomorrow



## DRIVEN BY AI ENGINE AND MACHINE LEARNING

Our system is designed to provide an overview of the building across Lighting control, HVAC, Fault reporting, Open API, Security, Heat mapping, Data analytics with Cloud or on premise deployment options. Benefits of the system includes energy optimization, lower operational costs and create a productive work environment for facility teams and improves well being of the occupants.

### Design to provide you with:



## DESIGN TO OPTIMISE ANY SPACE

### Energy Management

Lighting and HVAC IoT sensors automatically detects occupancy usage in real time and improve energy savings.

### Cost Effective

Wireless bluetooth mesh technology lowers installation costs, and provide ease of deployment and maintenance.

### Enhanced Well-Being

Improves space experience by optimizing lighting and temperature comfort base on occupant usage.

### Improve Productivity

Constant tracking of real-time data to provide facility team fault reporting through remote notification.

### BMS Compatibility

Able to interface with existing building BMS and function concurrently to provide actionable insights.

### Flexible Deployment

Plug and play system provide flexibility to deploy on the cloud or on premise servers.

### Open API

Able to intergrate with 3rd party systems such as security, access and visitor management systems.

### Reduce Operational Cost

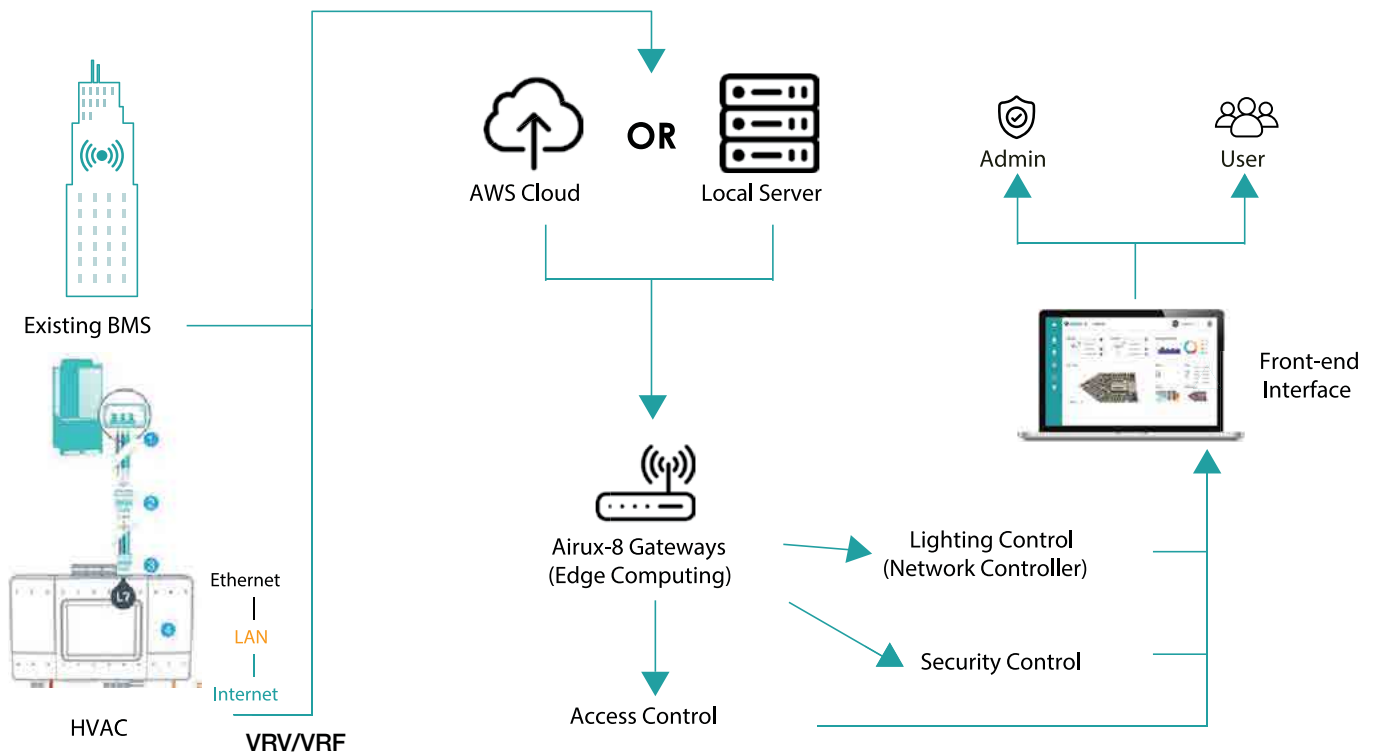
AI engine optimises energy efficiency, increases energy savings and reduce manpower costs.

### Data Analytics

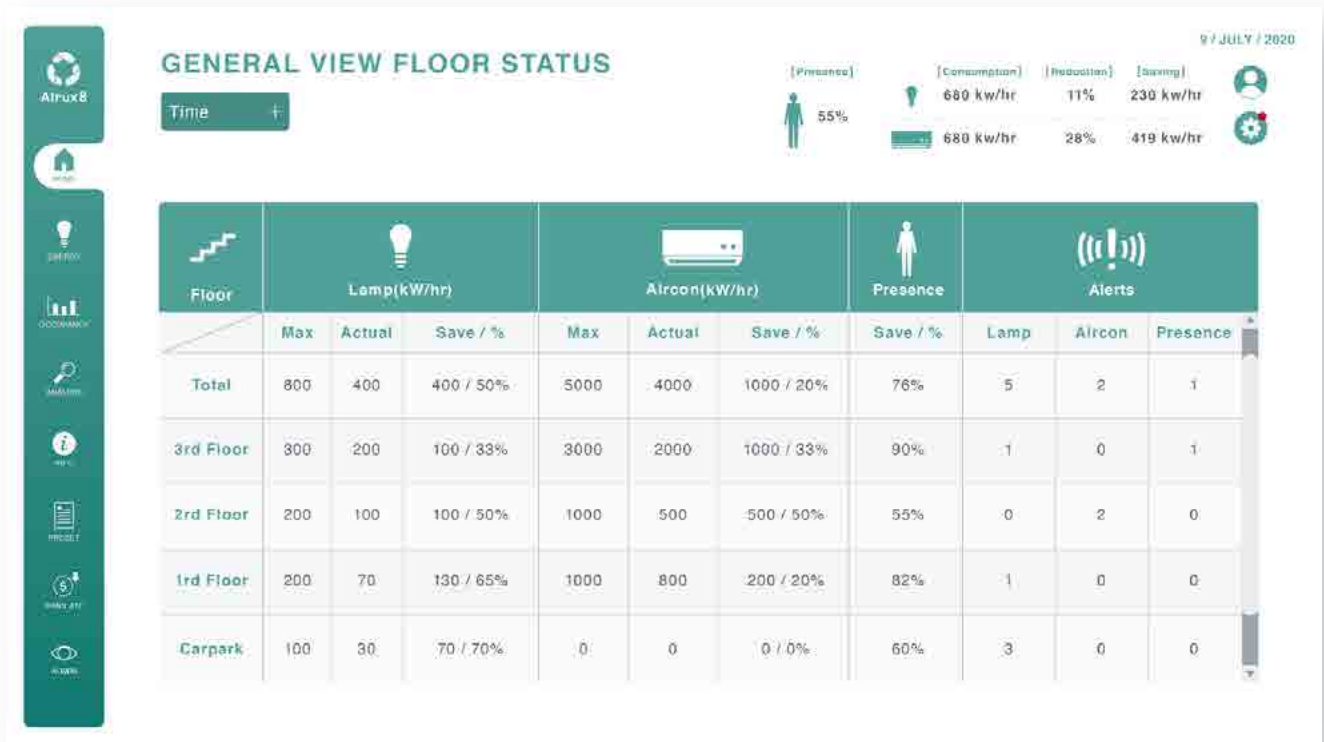
Heat mapping data history enable facility teams to improve space management and occupant experience.



# SYSTEM TECHNOLOGY ARCHITECTURE



## OUR SYSTEM AT A GLANCE



### Energy Usage

Lighting and HVAC energy consumption is tabulated and compiled into weekly report, with detailed breakdown to aid in savings



## PRESENCE ANALYSIS

9 / JULY / 2020

Day + Total +

(Presence)	(Consumption)	(Reduction)	(Saving)
55%	680 kw/hr	11%	230 kw/hr
	680 kw/hr	28%	419 kw/hr

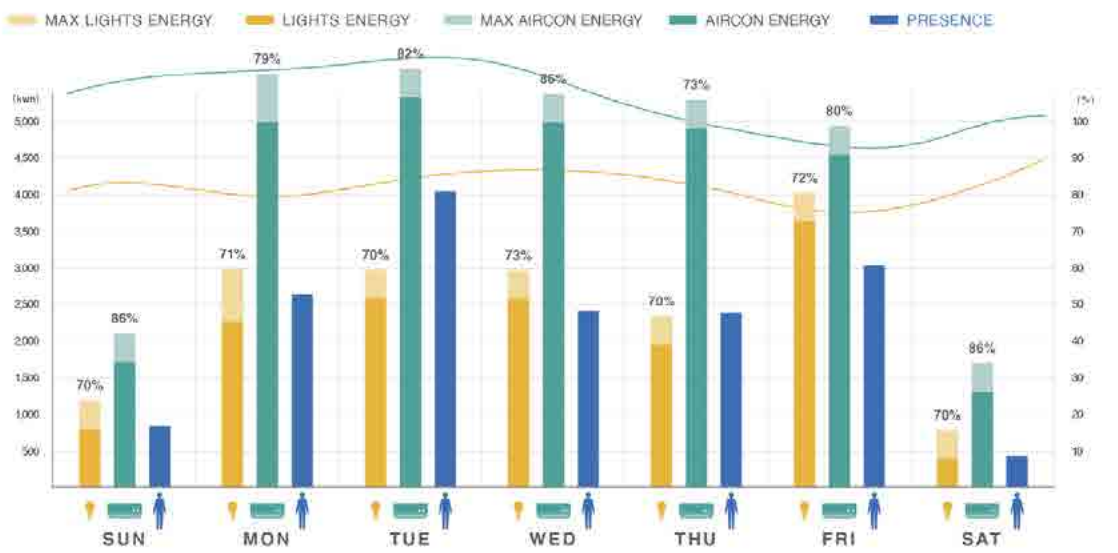


## PRESENCE ANALYSIS

9 / JULY / 2020

Week + Total +


(Presence)	(Consumption)	(Reduction)	(Saving)
55%	680 kw/hr	11%	230 kw/hr
	680 kw/hr	28%	419 kw/hr



### Data Overview

Comprehensive day to week data overview of energy consumption levels.





KB Industrial Building 10 Kaki Bukit Road #03-24 S(416175)

T: 6254 4666 | E: [contact@ottosolutions.sg](mailto:contact@ottosolutions.sg)

W: <https://www.ottosolutions.sg>